

FISCAL YEAR JULY 1, 2026 - JUNE 30, 2027
 ADOPTION OF BUDGET AND CERTIFICATION OF CITY TAXES
 The City of : LUXEMBURG County Name: DUBUQUE COUNTY

Adopted On: (entered upon adoption) Resolution: (entered upon adoption)

The below-signed certifies that the City Council, on the date stated above, lawfully approved the named resolution adopting a budget for next fiscal year, as summarized on this and the supporting pages.

Attached is Long Term Debt Schedule Form 703 which lists any and all of the debt service obligations of the City.

| | | | | | |
|--------------|----|--------------------------------|----|-----------------------------------|--|
| | | With Gas & Electric | | Without Gas & Electric | City Number: 31-295 Last Official Census: 245 |
| Regular | 2a | 13,747,556 | 2b | 13,689,229 | |
| DEBT SERVICE | 3a | 16,593,596 | 3b | 16,535,269 | |
| Ag Land | 4a | 211,200 | | | |


Consolidated General Fund Levy Calculation

| | | | | |
|-------------------------------------|------------------------------|-------------------------|-----------------------------------|-------------------------|
| | CGFL Rate | CGFL Dollars | Non-TIF Taxable w/ G&E | Taxable Growth % |
| FY 2026 Budget Data | 8.37000 | 94,046 | 11,236,062 | 22.35 |
| | Limitation Percentage | | | |
| | 3 | | | |
| | CGFL Max Rate | CGFL Max Dollars | Revenue Growth % | |
| Max Allowed CGFL for FY 2027 | 8.12623 | 111,716 | 18.79 | |


TAXES LEVIED

| Code Sec. | Dollar Limit | Purpose | ENTER FIRE DISTRICT RATE BELOW | | (A) Request with Utility Replacement | (B) Property Taxes Levied | | (C) Rate |
|-----------|--------------|--|--------------------------------|-------------------------------|--------------------------------------|---------------------------|------|-------------------|
| 384.1 | 8.12623 | Consolidated General Fund | | | 5 111,716 | 111,242 | 43 | 8.12623 |
| | | Non-Voted Other Permissible Levies | | | | | | |
| 384.12(1) | 0.95000 | Opr & Maint publicly owned Transit | | | 7 | 0 | 45 | 0.00000 |
| 384.12(2) | 0.27000 | Aviation Authority (under sec.330A.15) | | | 11 | 0 | 49 | 0.00000 |
| 384.12(3) | Amt Nec | Liability, property & self insurance costs | | | 14 | 20,000 | 52 | 1.45480 |
| 384.12(5) | Amt Nec | Support of a Local Emerg.Mgmt.Comm. | | | 462 | 0 | 465 | 0.00000 |
| | | Voted Other Permissible Levies | | | | | | |
| 28E.22 | 1.50000 | Unified Law Enforcement | | | 24 | 0 | 62 | 0.00000 |
| | | Total General Fund Regular Levies (5 thru 24) | | | 25 | 131,716 | | 131,157 |
| 384.1 | 3.00375 | Ag Land | | | 26 | 634 | 63 | 3.00189 |
| | | Total General Fund Tax Levies (25 + 26) | | | 27 | 132,350 | | 131,791 |
| | | Special Revenue Levies | | | | | | Do Not Add |
| 384.6 | Amt Nec | Police & Fire Retirement | | | 29 | 0 | | 0.00000 |
| | Amt Nec | FICA & IPERS (if general fund at levy limit) | | | 30 | 0 | | 0.00000 |
| Rules | Amt Nec | Other Employee Benefits | | | 31 | 0 | | 0.00000 |
| | | Subtotal Employee Benefit Levy (29,30,31) | | | 32 | 0 | 65 | 0.00000 |
| | | Valuation | | | | | | |
| 386 | As Req | With Gas & Elec | | Without Gas & Elec | | | | |
| | SSMID 1 (A) | 0 (B) | | 0 | 34 | 0 | 66 | 0.00000 |
| | SSMID 2 (A) | 0 (B) | | 0 | 35 | 0 | 67 | 0.00000 |
| | SSMID 3 (A) | 0 (B) | | 0 | 36 | 0 | 68 | 0.00000 |
| | SSMID 4 (A) | 0 (B) | | 0 | 37 | 0 | 69 | 0.00000 |
| | SSMID 5 (A) | 0 (B) | | 0 | 555 | 0 | 565 | 0.00000 |
| | SSMID 6 (A) | 0 (B) | | 0 | 556 | 0 | 566 | 0.00000 |
| | SSMID 7 (A) | 0 (B) | | 0 | 1177 | 0 | 1179 | 0.00000 |
| | SSMID 8 (A) | 0 (B) | | 0 | 1185 | 0 | 1187 | 0.00000 |
| | | Total Special Revenue Levies | | | 39 | 0 | | |
| 384.4 | Amt Nec | Debt Service Levy 76.10(6) | | | 40 | 0 | 70 | 0.00000 |
| 384.7 | 0.67500 | Capital Projects (Capital Improv. Reserve) | | | 41 | 0 | 71 | 0.00000 |
| | | Total Property Taxes (27+39+40+41) | | | 42 | 132,350 | 72 | 9.58103 |


COUNTY AUDITOR - I certify the budget is in compliance with ALL the following:
 Budgets that DO NOT meet ALL the criteria below are not statutorily compliant & must be returned to the city for correction.



(City Representative)



(Date)



(County Auditor)



(Date)

CITY NAME: NOTICE OF PUBLIC HEARING - CITY OF LUXEMBURG - PROPOSED PROPERTY TAX LEVY **CITY #:** 31-295
LUXEMBURG Fiscal Year July 1, 2026 - June 30, 2027

The City Council will conduct a public hearing on the proposed Fiscal Year City property tax levy as follows:

Meeting Date: 3/23/2026 **Meeting Time:** 06:00 PM **Meeting Location:** LUXEMBURG CITY HALL 202 S ANDRES ST. LUXEMBURG, IOWA 52056

At the public hearing any resident or taxpayer may present objections to, or arguments in favor of the proposed tax levy. After the hearing of the proposed tax levy, the City Council will publish notice and hold a hearing on the proposed city budget.

City Website (if available)
 luxemburgiowa.com

City Telephone Number
 (563) 853-4615

| Iowa Department of Management | Current Year Certified Property Tax 2025 - 2026 | Budget Year Effective Property Tax 2026 - 2027 | Budget Year Proposed Property Tax 2026 - 2027 |
|---|---|--|---|
| Taxable Valuations for Non-Debt Service | 11,177,484 | 13,689,229 | 13,689,229 |
| Consolidated General Fund | 93,556 | 93,556 | 111,242 |
| Operation & Maintenance of Public Transit | 0 | 0 | 0 |
| Aviation Authority | 0 | 0 | 0 |
| Liability, Property & Self Insurance | 15,917 | 15,917 | 19,915 |
| Support of Local Emergency Mgmt. Comm. | 0 | 0 | 0 |
| Unified Law Enforcement | 0 | 0 | 0 |
| Police & Fire Retirement | 0 | 0 | 0 |
| FICA & IPERS (If at General Fund Limit) | 0 | 0 | 0 |
| Other Employee Benefits | 0 | 0 | 0 |
| Capital Projects (Capital Improv. Reserve) | 0 | 0 | 0 |
| Taxable Value for Debt Service | 14,825,726 | 16,535,269 | 16,535,269 |
| Debt Service | 0 | 0 | 0 |
| CITY REGULAR TOTAL PROPERTY TAX | 109,473 | 109,473 | 131,157 |
| CITY REGULAR TAX RATE | 9.79399 | 7.99702 | 9.58103 |
| Taxable Value for City Ag Land | 208,084 | 211,200 | 211,200 |
| Ag Land | 626 | 626 | 634 |
| CITY AG LAND TAX RATE | 3.00375 | 2.96402 | 3.00189 |
| Tax Rate Comparison-Current VS. Proposed | | | |
| Residential property with an Actual/Assessed Valuation of \$100,000/\$110,000 | Current Year Certified 2025/2026 | Budget Year Proposed 2026/2027 | Percent Change |
| City Regular Residential | 465 | 469 | 0.86 |
| Commercial property with an Actual/Assessed Valuation of \$300,000/\$330,000 | Current Year Certified 2025/2026 | Budget Year Proposed 2026/2027 | Percent Change |
| City Regular Commercial | 2,019 | 2,192 | 8.57 |

Note: Actual/Assessed Valuation is multiplied by a Rollback Percentage to get to the Taxable Valuation to calculate Property Taxes. Residential and commercial properties have the same rollback percentage through \$150,000 of actual/assessed valuation.

Reasons for tax increase if proposed exceeds the current:
 INCREASE IN INSURANCE PREMIUMS, OPERATING COST, TESTING

FUND BALANCE

City Name: LUXEMBURG
Fiscal Year July 1, 2026 - June 30, 2027

| | GENERAL | SPECIAL REVENUES | TIF SPECIAL REVENUES | DEBT SERVICE | CAPITAL PROJECTS | PERMANENT | TOTAL GOVERNMENT | PROPRIETARY | GRAND TOTAL |
|--|------------|------------------|----------------------|--------------|------------------|-----------|------------------|-------------|-------------|
| Annual Report FY 2025 | | | | | | | | | |
| Beginning Fund Balance July 1 | 1 94,763 | 122,117 | 113,694 | 20,278 | -2,079 | 0 | 348,773 | 339,895 | 688,668 |
| Actual Revenues Except Beg Balance | 2 190,659 | 80,406 | 90,262 | 30,205 | 2,079 | 0 | 393,611 | 263,840 | 657,451 |
| Actual Expenditures Except End Balance | 3 122,895 | 143,992 | 30,205 | 30,205 | 0 | 0 | 327,297 | 199,135 | 526,432 |
| Ending Fund Balance June 30 | 4 162,527 | 58,531 | 173,751 | 20,278 | 0 | 0 | 415,087 | 404,600 | 819,687 |
| Re-Estimated FY 2026 | | | | | | | | | |
| Beginning Fund Balance | 5 162,527 | 58,531 | 173,751 | 20,278 | 0 | 0 | 415,087 | 404,600 | 819,687 |
| Re-Est Revenues | 6 159,107 | 81,000 | 90,000 | 35,000 | 0 | 0 | 365,107 | 55,000 | 420,107 |
| Re-Est Expenditures | 7 229,150 | 109,750 | 35,000 | 35,000 | 0 | 0 | 408,900 | 239,246 | 648,146 |
| Ending Fund Balance | 8 92,484 | 29,781 | 228,751 | 20,278 | 0 | 0 | 371,294 | 220,354 | 591,648 |
| Budget FY 2027 | | | | | | | | | |
| Beginning Fund Balance | 9 92,484 | 29,781 | 228,751 | 20,278 | 0 | 0 | 371,294 | 220,354 | 591,648 |
| Revenues | 10 377,405 | 85,000 | 90,000 | 35,000 | 0 | 0 | 587,405 | 164,750 | 752,155 |
| Expenditures | 11 286,100 | 75,750 | 35,000 | 35,000 | 0 | 0 | 431,850 | 257,050 | 688,900 |
| Ending Fund Balance | 12 183,789 | 39,031 | 283,751 | 20,278 | 0 | 0 | 526,849 | 128,054 | 654,903 |

LOCAL EMC SUPPORT

City Name: LUXEMBURG
 Fiscal Year July 1, 2026 - June 30, 2027

As provided in Iowa Code Section 384.12, subsection 22, a city may levy the amount necessary in support of a local Emergency Management Commission. In addition to this individual levy, Emergency Management Commission support may also be included as part of the General Fund Levy. Iowa Code Section 29C.17, subsection 6 states that any support from cities or counties must be separately reported on tax statements issued by the county treasurer. Input the amount of General Fund Levy request to be used for support of an Emergency Management Commission. The total below will reflect the total amount of Emergency Management Commission support provided by the City.

| | Request with Utility Replacement | Property Taxes Levied |
|--|----------------------------------|-----------------------|
| Portion of General Fund Levy Used for Emerg. Mgmt. Comm. | 0 | 0 |
| Support of a Local Emerg. Mgmt. Comm. | 0 | 0 |
| TOTAL FOR FY 2027 | 0 | 0 |

RE-ESTIMATED EXPENDITURES SCHEDULE PAGE 1

City Name: LUXEMBURG
Fiscal Year July 1, 2025 - June 30, 2026

| GOVERNMENT ACTIVITIES CONT. | GENERAL | SPECIAL REVENUE | TIF/SPECIAL REVENUES | DEBT SERVICE | CAPITAL PROJECTS | PERMANENT | PROPRIETARY | RE-ESTIMATED 2026 | ACTUAL 2025 |
|-------------------------------------|---------|-----------------|----------------------|--------------|------------------|-----------|-------------|-------------------|-------------|
| PUBLIC SAFETY | | | | | | | | | |
| Police Department/Crime Prevention | 1 | 0 | 0 | | | 0 | | 0 | 0 |
| Jail | 2 | 0 | 0 | | | 0 | | 0 | 0 |
| Emergency Management | 3 | 0 | 0 | | | 0 | | 0 | 103 |
| Flood Control | 4 | 0 | 0 | | | 0 | | 0 | 0 |
| Fire Department | 5 | 0 | 0 | | | 0 | | 0 | 0 |
| Ambulance | 6 | 0 | 0 | | | 0 | | 0 | 0 |
| Building Inspections | 7 | 0 | 0 | | | 0 | | 0 | 0 |
| Miscellaneous Protective Services | 8 | 0 | 0 | | | 0 | | 0 | 0 |
| Animal Control | 9 | 0 | 0 | | | 0 | | 0 | 0 |
| Other Public Safety | 10 | 0 | 0 | | | 0 | | 0 | 0 |
| TOTAL (lines 1 - 10) | 11 | 0 | 0 | | | 0 | | 0 | 103 |
| PUBLIC WORKS | | | | | | | | | |
| Roads, Bridges, & Sidewalks | 12 | 6,000 | 17,000 | | | 0 | | 23,000 | 8,957 |
| Parking - Meter and Off-Street | 13 | 0 | 0 | | | 0 | | 0 | 0 |
| Street Lighting | 14 | 0 | 12,000 | | | 0 | | 12,000 | 9,448 |
| Traffic Control and Safety | 15 | 0 | 0 | | | 0 | | 0 | 0 |
| Snow Removal | 16 | 0 | 25,000 | | | 0 | | 25,000 | 4,065 |
| Highway Engineering | 17 | 0 | 0 | | | 0 | | 0 | 0 |
| Street Cleaning | 18 | 0 | 750 | | | 0 | | 750 | 0 |
| Airport (if not Enterprise) | 19 | 0 | 0 | | | 0 | | 0 | 0 |
| Garbage (if not Enterprise) | 20 | 22,000 | 0 | | | 0 | | 22,000 | 18,954 |
| Other Public Works | 21 | 0 | 0 | | | 0 | | 0 | 0 |
| TOTAL (lines 12 - 21) | 22 | 28,000 | 54,750 | | | 0 | | 82,750 | 41,424 |
| HEALTH & SOCIAL SERVICES | | | | | | | | | |
| Welfare Assistance | 23 | 0 | 0 | | | 0 | | 0 | 0 |
| City Hospital | 24 | 0 | 0 | | | 0 | | 0 | 0 |
| Payments to Private Hospitals | 25 | 0 | 0 | | | 0 | | 0 | 0 |
| Health Regulation and Inspection | 26 | 0 | 0 | | | 0 | | 0 | 0 |
| Water, Air, and Mosquito Control | 27 | 0 | 0 | | | 0 | | 0 | 0 |
| Community Mental Health | 28 | 0 | 0 | | | 0 | | 0 | 0 |
| Other Health and Social Services | 29 | 0 | 0 | | | 0 | | 0 | 0 |
| TOTAL (lines 23 - 29) | 30 | 0 | 0 | | | 0 | | 0 | 0 |
| CULTURE & RECREATION | | | | | | | | | |
| Library Services | 31 | 7,500 | 0 | | | 0 | | 7,500 | 7,350 |
| Museum, Band and Theater | 32 | 0 | 0 | | | 0 | | 0 | 0 |
| Parks | 33 | 67,800 | 0 | | | 0 | | 67,800 | 8,346 |
| Recreation | 34 | 0 | 0 | | | 0 | | 0 | 0 |
| Cemetery | 35 | 0 | 0 | | | 0 | | 0 | 0 |
| Community Center, Zoo, & Marina | 36 | 0 | 0 | | | 0 | | 0 | 0 |
| Other Culture and Recreation | 37 | 0 | 0 | | | 0 | | 0 | 0 |
| TOTAL (lines 31 - 37) | 38 | 75,300 | 0 | | | 0 | | 75,300 | 15,696 |

RE-ESTIMATED EXPENDITURES SCHEDULE PAGE 2

City Name: LUXEMBURG
Fiscal Year July 1, 2025 - June 30, 2026

| GOVERNMENT ACTIVITIES CONT. | GENERAL | SPECIAL REVENUE | TIF/SPECIAL REVENUES | DEBT SERVICE | CAPITAL PROJECTS | PERMANENT | PROPRIETARY | RE-ESTIMATED 2026 | ACTUAL 2025 |
|---|------------|-----------------|----------------------|--------------|------------------|-----------|-------------|-------------------|-------------|
| COMMUNITY & ECONOMIC DEVELOPMENT | | | | | | | | | |
| Community Beautification | 39 16,500 | 0 | 0 | 0 | | 0 | | 16,500 | 9,992 |
| Economic Development | 40 1,000 | 0 | 0 | 0 | | 0 | | 1,000 | 0 |
| Housing and Urban Renewal | 41 0 | 0 | 0 | 0 | | 0 | | 0 | 0 |
| Planning & Zoning | 42 0 | 0 | 0 | 0 | | 0 | | 0 | 0 |
| Other Com & Econ Development | 43 1,000 | 0 | 0 | 0 | | 0 | | 1,000 | 0 |
| TIF Rebates | 44 0 | 0 | 0 | 0 | | 0 | | 0 | 0 |
| TOTAL (lines 39 - 44) | 45 18,500 | 0 | 0 | 0 | | 0 | | 18,500 | 9,992 |
| GENERAL GOVERNMENT | | | | | | | | | |
| Mayor, Council, & City Manager | 46 5,600 | 0 | 0 | 0 | | 0 | | 5,600 | 4,950 |
| Clerk, Treasurer, & Finance Adm. | 47 43,050 | 0 | 0 | 0 | | 0 | | 43,050 | 51,694 |
| Elections | 48 700 | 0 | 0 | 0 | | 0 | | 700 | 0 |
| Legal Services & City Attorney | 49 8,000 | 0 | 0 | 0 | | 0 | | 8,000 | 0 |
| City Hall & General Buildings | 50 44,000 | 0 | 0 | 0 | | 0 | | 44,000 | 9,819 |
| Tort Liability | 51 6,000 | 0 | 0 | 0 | | 0 | | 6,000 | 4,608 |
| Other General Government | 52 0 | 0 | 0 | 0 | | 0 | | 0 | 0 |
| TOTAL (lines 46 - 52) | 53 107,350 | 0 | 0 | 0 | | 0 | | 107,350 | 71,071 |
| DEBT SERVICE | | | | | | | | | |
| Gov Capital Projects | 54 0 | 0 | 0 | 35,000 | | 0 | | 35,000 | 30,205 |
| TIF Capital Projects | 55 0 | 0 | 0 | 0 | | 0 | | 0 | 0 |
| TOTAL CAPITAL PROJECTS | 56 0 | 0 | 0 | 0 | | 0 | | 0 | 0 |
| 57 0 | 0 | 0 | 0 | 0 | | 0 | | 0 | 0 |
| TOTAL Governmental Activities Expenditures (lines 11+22+30+38+44+52+53+54) | 58 229,150 | 54,750 | 0 | 35,000 | 0 | 0 | | 318,900 | 168,491 |
| BUSINESS TYPE ACTIVITIES | | | | | | | | | |
| Proprietary: Enterprise & Budgeted ISF | | | | | | | | | |
| Water Utility | 59 | | | | | | 181,550 | 181,550 | 107,001 |
| Sewer Utility | 60 | | | | | | 57,696 | 57,696 | 26,134 |
| Electric Utility | 61 | | | | | | | | 0 |
| Gas Utility | 62 | | | | | | | | 0 |
| Airport | 63 | | | | | | | | 0 |
| Landfill/Garbage | 64 | | | | | | | | 0 |
| Transit | 65 | | | | | | | | 0 |
| Cable TV, Internet & Telephone | 66 | | | | | | | | 0 |
| Housing Authority | 67 | | | | | | | | 0 |
| Storm Water Utility | 68 | | | | | | | | 0 |
| Other Business Type (city hosp., ISF, parking, etc.) | 69 | | | | | | | | 0 |
| Enterprise DEBT SERVICE | 70 | | | | | | | | 66,000 |
| Enterprise CAPITAL PROJECTS | 71 | | | | | | | | 0 |
| Enterprise TIF CAPITAL PROJECTS | 72 | | | | | | | | 0 |
| TOTAL BUSINESS TYPE EXPENDITURES (lines 59+72) | 73 | | | | | | 239,246 | 239,246 | 199,135 |
| TOTAL ALL EXPENDITURES (lines 58+73) | 74 229,150 | 54,750 | 0 | 35,000 | 0 | 0 | 239,246 | 558,146 | 367,626 |
| Regular Transfers Out | 75 0 | 55,000 | 0 | 0 | 0 | 0 | 0 | 55,000 | 128,601 |
| Internal TIF Loan Transfers Out | 76 0 | | 35,000 | 0 | 0 | 0 | 0 | 35,000 | 30,205 |
| Total ALL Transfers Out | 77 0 | 55,000 | 35,000 | 0 | 0 | 0 | 0 | 90,000 | 158,806 |
| Total Expenditures and Other Fin Uses (lines 74+77) | 78 229,150 | 109,750 | 35,000 | 35,000 | 0 | 0 | 239,246 | 648,146 | 526,432 |
| Ending Fund Balance June 30 | 79 92,484 | 29,781 | 228,751 | 20,278 | 0 | 0 | 220,354 | 591,648 | 819,687 |

RE-ESTIMATED REVENUES DETAIL
 City Name: LUXEMBURG
 Fiscal Year July 1, 2025 - June 30, 2026

| REVENUES & OTHER FINANCING SOURCES | GENERAL | SPECIAL REVENUE | TIF SPECIAL REVENUES | DEBT SERVICE | CAPITAL PROJECTS | PERMANENT | PROPRIETARY | RE-ESTIMATED 2026 | ACTUAL 2025 |
|---|---------|-----------------|----------------------|--------------|------------------|-----------|-------------|-------------------|-------------|
| 1 Taxes Levied on Property | 110,182 | 0 | 0 | 0 | 0 | 0 | 0 | 110,182 | 108,480 |
| 2 Less: Uncollected Property Taxes - Levy Year | 0 | 0 | 0 | 0 | 0 | 0 | 0 | 0 | 0 |
| 3 Net Current Property Taxes (line 1 minus line 2) | 110,182 | 0 | 0 | 0 | 0 | 0 | 0 | 110,182 | 108,480 |
| 4 Delinquent Property Taxes | 0 | 0 | 0 | 0 | 0 | 0 | 0 | 0 | 0 |
| 5 TIF Revenues | 0 | 90,000 | 90,000 | 0 | 0 | 0 | 0 | 90,000 | 90,262 |
| 6 Other City Taxes: | | | | | | | | | |
| 7 Utility Tax Replacement Excise Taxes | 0 | 0 | 0 | 0 | 0 | 0 | 0 | 0 | 0 |
| 8 Utility franchise tax (Iowa Code Chapter 364.2) | 3,500 | 0 | 0 | 0 | 0 | 0 | 0 | 3,500 | 0 |
| 9 Parimutuel wager tax | 0 | 0 | 0 | 0 | 0 | 0 | 0 | 0 | 0 |
| 10 Gaming wager tax | 0 | 0 | 0 | 0 | 0 | 0 | 0 | 0 | 0 |
| 11 Mobile Home Taxes | 0 | 0 | 0 | 0 | 0 | 0 | 0 | 0 | 0 |
| 12 Hotel/Motel Taxes | 0 | 0 | 0 | 0 | 0 | 0 | 0 | 0 | 0 |
| 13 Other Local Option Taxes | 0 | 45,000 | 45,000 | 0 | 0 | 0 | 0 | 45,000 | 45,576 |
| 14 Subtotal - Other City Taxes (lines 6 thru 12) | 3,500 | 45,000 | 45,000 | 0 | 0 | 0 | 0 | 48,500 | 45,576 |
| 15 Licenses & Permits | 1,675 | 0 | 0 | 0 | 0 | 0 | 0 | 1,675 | 2,455 |
| 16 Use of Money & Property | 8,700 | 0 | 0 | 0 | 0 | 0 | 0 | 8,700 | 17,467 |
| 17 Intergovernmental: | | | | | | | | | |
| 18 Federal Grants & Reimbursements | 0 | 0 | 0 | 0 | 0 | 0 | 0 | 0 | 0 |
| 19 Road Use Taxes | 36,000 | 0 | 0 | 0 | 0 | 0 | 0 | 36,000 | 34,795 |
| 20 Other State Grants & Reimbursements | 1,000 | 0 | 0 | 0 | 0 | 0 | 0 | 1,000 | 5,948 |
| 21 Local Grants & Reimbursements | 0 | 0 | 0 | 0 | 0 | 0 | 0 | 0 | 0 |
| 22 Subtotal - Intergovernmental (lines 16 thru 19) | 1,000 | 36,000 | 36,000 | 0 | 0 | 0 | 0 | 37,000 | 40,743 |
| 23 Charges for Fees & Service: | | | | | | | | | |
| 24 Water Utility | 0 | 0 | 0 | 0 | 0 | 0 | 0 | 0 | 74,026 |
| 25 Sewer Utility | 0 | 0 | 0 | 0 | 0 | 0 | 0 | 0 | 58,337 |
| 26 Electric Utility | 0 | 0 | 0 | 0 | 0 | 0 | 0 | 0 | 0 |
| 27 Gas Utility | 0 | 0 | 0 | 0 | 0 | 0 | 0 | 0 | 0 |
| 28 Parking | 0 | 0 | 0 | 0 | 0 | 0 | 0 | 0 | 0 |
| 29 Airport | 0 | 0 | 0 | 0 | 0 | 0 | 0 | 0 | 0 |
| 30 Landfill/Garbage | 23,150 | 0 | 0 | 0 | 0 | 0 | 0 | 23,150 | 19,490 |
| 31 Hospital | 0 | 0 | 0 | 0 | 0 | 0 | 0 | 0 | 0 |
| 32 Transit | 0 | 0 | 0 | 0 | 0 | 0 | 0 | 0 | 0 |
| 33 Cable TV, Internet & Telephone | 0 | 0 | 0 | 0 | 0 | 0 | 0 | 0 | 0 |
| 34 Housing Authority | 0 | 0 | 0 | 0 | 0 | 0 | 0 | 0 | 0 |
| 35 Storm Water Utility | 0 | 0 | 0 | 0 | 0 | 0 | 0 | 0 | 0 |
| 36 Other Fees & Charges for Service | 3,900 | 0 | 0 | 0 | 0 | 0 | 0 | 3,900 | 350 |
| 37 Subtotal - Charges for Service (lines 21 thru 33) | 27,050 | 0 | 0 | 0 | 0 | 0 | 0 | 27,050 | 152,203 |
| 38 Special Assessments | 0 | 0 | 0 | 0 | 0 | 0 | 0 | 0 | 0 |
| 39 Miscellaneous | 7,000 | 0 | 0 | 0 | 0 | 0 | 0 | 7,000 | 13,084 |
| 40 Other Financing Sources: | | | | | | | | | |
| 41 Regular Operating Transfers In | 0 | 0 | 0 | 0 | 0 | 0 | 55,000 | 55,000 | 128,601 |
| 42 Internal TIF Loan Transfers In | 0 | 0 | 0 | 35,000 | 0 | 0 | 0 | 35,000 | 30,205 |
| 43 Subtotal ALL Operating Transfers In | 0 | 0 | 0 | 35,000 | 0 | 0 | 55,000 | 90,000 | 158,806 |
| 44 Proceeds of Debt (Excluding TIF Internal Borrowing) | 0 | 0 | 0 | 0 | 0 | 0 | 0 | 0 | 0 |
| 45 Proceeds of Capital Asset Sales | 0 | 0 | 0 | 0 | 0 | 0 | 0 | 0 | 28,375 |
| 46 Subtotal-Other Financing Sources (lines 36 thru 38) | 0 | 0 | 0 | 35,000 | 0 | 0 | 55,000 | 90,000 | 187,181 |
| 47 Total Revenues except for beginning fund balance (lines 3, 4, 5, 12, 13, 14, 19, 33, 34, 35, & 39) | 159,107 | 81,000 | 90,000 | 35,000 | 0 | 0 | 55,000 | 420,107 | 657,451 |
| 48 Beginning Fund Balance July 1 | 162,527 | 58,531 | 173,751 | 20,278 | 0 | 0 | 404,600 | 819,687 | 688,668 |
| 49 TOTAL REVENUES & BEGIN BALANCE (lines 41+42) | 321,634 | 139,531 | 263,751 | 55,278 | 0 | 0 | 459,600 | 1,239,794 | 1,346,119 |

EXPENDITURES SCHEDULE PAGE 1

City Name: LUXEMBURG
Fiscal Year July 1, 2026 - June 30, 2027

| GOVERNMENT ACTIVITIES | GENERAL | SPECIAL REVENUES | TIF/SPECIAL REVENUES | DEBT SERVICE | CAPITAL PROJECTS | PERMANENT | PROPRIETARY | BUDGET 2027 | RE-ESTIMATED 2026 | ACTUAL 2025 |
|-------------------------------------|---------------|------------------|----------------------|--------------|------------------|-----------|-------------|----------------|-------------------|---------------|
| PUBLIC SAFETY | | | | | | | | | | |
| Police Department/Crime Prevention | 0 | 0 | | | | 0 | | 0 | 0 | 0 |
| Jail | 0 | 0 | | | | 0 | | 0 | 0 | 0 |
| Emergency Management | 100 | 0 | | | | 0 | | 100 | 0 | 103 |
| Flood Control | 0 | 0 | | | | 0 | | 0 | 0 | 0 |
| Fire Department | 7,200 | 0 | | | | 0 | | 7,200 | 0 | 0 |
| Ambulance | 0 | 0 | | | | 0 | | 0 | 0 | 0 |
| Building Inspections | 0 | 0 | | | | 0 | | 0 | 0 | 0 |
| Miscellaneous Protective Services | 0 | 0 | | | | 0 | | 0 | 0 | 0 |
| Animal Control | 0 | 0 | | | | 0 | | 0 | 0 | 0 |
| Other Public Safety | 0 | 0 | | | | 0 | | 0 | 0 | 0 |
| TOTAL (lines 1 - 10) | 7,300 | 0 | | | | 0 | | 7,300 | 0 | 103 |
| PUBLIC WORKS | | | | | | | | | | |
| Roads, Bridges, & Sidewalks | 58,000 | 20,000 | | | | 0 | | 78,000 | 23,000 | 8,957 |
| Parking - Meter and Off-Street | 0 | 0 | | | | 0 | | 0 | 0 | 0 |
| Street Lighting | 0 | 30,000 | | | | 0 | | 30,000 | 12,000 | 9,448 |
| Traffic Control and Safety | 0 | 0 | | | | 0 | | 0 | 0 | 0 |
| Snow Removal | 0 | 25,000 | | | | 0 | | 25,000 | 25,000 | 4,065 |
| Highway Engineering | 0 | 0 | | | | 0 | | 0 | 0 | 0 |
| Street Cleaning | 0 | 750 | | | | 0 | | 750 | 750 | 0 |
| Airport | 0 | 0 | | | | 0 | | 0 | 0 | 0 |
| Garbage (if not Enterprise) | 30,000 | 0 | | | | 0 | | 30,000 | 22,000 | 18,954 |
| Other Public Works | 0 | 0 | | | | 0 | | 0 | 0 | 0 |
| TOTAL (lines 12 - 21) | 88,000 | 75,750 | | | | 0 | | 163,750 | 82,750 | 41,424 |
| HEALTH & SOCIAL SERVICES | | | | | | | | | | |
| Welfare Assistance | 0 | 0 | | | | 0 | | 0 | 0 | 0 |
| City Hospital | 0 | 0 | | | | 0 | | 0 | 0 | 0 |
| Payments to Private Hospitals | 0 | 0 | | | | 0 | | 0 | 0 | 0 |
| Health Regulation and Inspection | 0 | 0 | | | | 0 | | 0 | 0 | 0 |
| Water, Air, and Mosquito Control | 0 | 0 | | | | 0 | | 0 | 0 | 0 |
| Community Mental Health | 0 | 0 | | | | 0 | | 0 | 0 | 0 |
| Other Health and Social Services | 0 | 0 | | | | 0 | | 0 | 0 | 0 |
| TOTAL (lines 23 - 29) | 0 | 0 | | | | 0 | | 0 | 0 | 0 |
| CULTURE & RECREATION | | | | | | | | | | |
| Library Services | 7,500 | 0 | | | | 0 | | 7,500 | 7,500 | 7,350 |
| Museum, Band and Theater | 0 | 0 | | | | 0 | | 0 | 0 | 0 |
| Parks | 47,000 | 0 | | | | 0 | | 47,000 | 67,800 | 8,346 |
| Recreation | 0 | 0 | | | | 0 | | 0 | 0 | 0 |
| Cemetery | 0 | 0 | | | | 0 | | 0 | 0 | 0 |
| Community Center, Zoo, & Marina | 0 | 0 | | | | 0 | | 0 | 0 | 0 |
| Other Culture and Recreation | 0 | 0 | | | | 0 | | 0 | 0 | 0 |
| TOTAL (lines 31 - 37) | 54,500 | 0 | | | | 0 | | 54,500 | 75,300 | 15,696 |

City Name: LUXEMBURG
Fiscal Year July 1, 2026 - June 30, 2027

| GOVERNMENT ACTIVITIES | GENERAL | SPECIAL REVENUES | TIF SPECIAL REVENUES | DEBT SERVICE | CAPITAL PROJECTS | PERMANENT | PROPRIETARY | BUDGET 2027 | RE-ESTIMATED 2026 | ACTUAL 2025 |
|---|---------|------------------|----------------------|--------------|------------------|-----------|-------------|-------------|-------------------|-------------|
| COMMUNITY & ECONOMIC DEVELOPMENT | | | | | | | | | | |
| Community Beautification | 39 | 16,500 | 0 | 0 | | 0 | | 16,500 | 16,500 | 9,992 |
| Economic Development | 40 | 2,000 | 0 | 0 | | 0 | | 2,000 | 1,000 | 0 |
| Housing and Urban Renewal | 41 | 0 | 0 | 0 | | 0 | | 0 | 0 | 0 |
| Planning & Zoning | 42 | 0 | 0 | 0 | | 0 | | 0 | 0 | 0 |
| Other Com & Econ Development | 43 | 2,000 | 0 | 0 | | 0 | | 2,000 | 1,000 | 0 |
| TIF Rebates | 44 | 0 | 0 | 0 | | 0 | | 0 | 0 | 0 |
| TOTAL (lines 39 - 44) | 45 | 20,500 | 0 | 0 | | 0 | | 20,500 | 18,500 | 9,992 |
| GENERAL GOVERNMENT | | | | | | | | | | |
| Mayor, Council, & City Manager | 46 | 5,600 | 0 | 0 | | 0 | | 5,600 | 5,600 | 4,950 |
| Clerk, Treasurer, & Finance Adm. | 47 | 44,950 | 0 | 0 | | 0 | | 44,950 | 43,050 | 51,694 |
| Elections | 48 | 750 | 0 | 0 | | 0 | | 750 | 700 | 0 |
| Legal Services & City Attorney | 49 | 8,000 | 0 | 0 | | 0 | | 8,000 | 8,000 | 0 |
| City Hall & General Buildings | 50 | 50,500 | 0 | 0 | | 0 | | 50,500 | 44,000 | 9,819 |
| Tort Liability | 51 | 6,000 | 0 | 0 | | 0 | | 6,000 | 6,000 | 4,608 |
| Other General Government | 52 | 0 | 0 | 0 | | 0 | | 0 | 0 | 0 |
| TOTAL (lines 46 - 52) | 53 | 115,800 | 0 | 0 | | 0 | | 115,800 | 107,350 | 71,071 |
| DEBT SERVICE | | | | | | | | | | |
| Gov Capital Projects | 54 | 0 | 0 | 35,000 | | 0 | | 35,000 | 35,000 | 30,205 |
| TIF Capital Projects | 55 | 0 | 0 | 0 | | 0 | | 0 | 0 | 0 |
| TOTAL CAPITAL PROJECTS | 56 | 0 | 0 | 0 | | 0 | | 0 | 0 | 0 |
| TOTAL CAPITAL PROJECTS | 57 | 0 | 0 | 0 | | 0 | | 0 | 0 | 0 |
| TOTAL Government Activities Expenditures (lines 11+22+30+38+45+53+54+57) | 58 | 286,100 | 75,750 | 0 | | 0 | | 396,850 | 318,900 | 168,491 |
| BUSINESS TYPE ACTIVITIES | | | | | | | | | | |
| Proprietary: Enterprise & Budgeted ISF | | | | | | | | | | |
| Water Utility | 59 | | | | | | 146,350 | 146,350 | 181,550 | 107,001 |
| Sewer Utility | 60 | | | | | | 110,700 | 110,700 | 57,696 | 26,134 |
| Electric Utility | 61 | | | | | | 0 | 0 | 0 | 0 |
| Gas Utility | 62 | | | | | | 0 | 0 | 0 | 0 |
| Airport | 63 | | | | | | 0 | 0 | 0 | 0 |
| Landfill/Garbage | 64 | | | | | | 0 | 0 | 0 | 0 |
| Transit | 65 | | | | | | 0 | 0 | 0 | 0 |
| Cable TV, Internet & Telephone | 66 | | | | | | 0 | 0 | 0 | 0 |
| Housing Authority | 67 | | | | | | 0 | 0 | 0 | 0 |
| Storm Water Utility | 68 | | | | | | 0 | 0 | 0 | 0 |
| Other Business Type (city hosp., ISF, parking, etc.) | 69 | | | | | | 0 | 0 | 0 | 0 |
| Enterprise DEBT SERVICE | 70 | | | | | | 0 | 0 | 0 | 66,000 |
| Enterprise CAPITAL PROJECTS | 71 | | | | | | 0 | 0 | 0 | 0 |
| Enterprise TIF CAPITAL PROJECTS | 72 | | | | | | 0 | 0 | 0 | 0 |
| TOTAL Business Type Expenditures (lines 59 - 72) | 73 | | | | | | 257,050 | 257,050 | 239,246 | 199,135 |
| TOTAL ALL EXPENDITURES (lines 58 + 73) | 74 | 286,100 | 75,750 | 0 | | 0 | 257,050 | 653,900 | 558,146 | 367,626 |
| Regular Transfers Out | 75 | 0 | 0 | 0 | | 0 | 0 | 0 | 55,000 | 128,601 |
| Internal TIF Loan / Repayment Transfers Out | 76 | 0 | 0 | 0 | | 0 | 0 | 35,000 | 35,000 | 30,205 |
| Total ALL Transfers Out | 77 | 0 | 0 | 0 | | 0 | 0 | 35,000 | 90,000 | 158,806 |
| Total Expenditures & Fund Transfers Out (lines 74+77) | 78 | 286,100 | 75,750 | 35,000 | | 0 | 257,050 | 688,900 | 648,146 | 526,432 |
| Ending Fund Balance June 30 | 79 | 183,789 | 39,031 | 283,751 | | 0 | 128,054 | 654,903 | 591,648 | 819,687 |

City Name: LUXEMBURG
Fiscal Year July 1, 2026 - June 30, 2027

REVENUES DETAIL

| | GENERAL | SPECIAL REVENUES | TIF/SPECIAL REVENUES | DEBT SERVICE | CAPITAL PROJECTS | PERMANENT | PROPRIETARY | BUDGET 2027 | RE-ESTIMATED 2026 | ACTUAL 2025 |
|--|------------|------------------|----------------------|--------------|------------------|-----------|-------------|-------------|-------------------|-------------|
| REVENUES & OTHER FINANCING SOURCES | | | | | | | | | | |
| Taxes Levied on Property | 1 131,791 | 0 | 0 | 0 | 0 | 0 | 0 | 131,791 | 110,182 | 108,480 |
| Less: Uncollected Property Taxes - Levy Year | 2 0 | 0 | 0 | 0 | 0 | 0 | 0 | 0 | 0 | 0 |
| Net Current Property Taxes (line 1 minus line 2) | 3 131,791 | 0 | 0 | 0 | 0 | 0 | 0 | 131,791 | 110,182 | 108,480 |
| Delinquent Property Taxes | 4 0 | 0 | 0 | 0 | 0 | 0 | 0 | 0 | 0 | 0 |
| TIF Revenues | 5 90,000 | 0 | 90,000 | 0 | 0 | 0 | 0 | 90,000 | 90,000 | 90,262 |
| Other City Taxes: | | | | | | | | | | |
| Utility Tax Replacement Excise Taxes | 6 559 | 0 | 0 | 0 | 0 | 0 | 0 | 559 | 0 | 0 |
| Utility franchise tax (Iowa Code Chapter 364.2) | 7 3,500 | 0 | 0 | 0 | 0 | 0 | 0 | 3,500 | 3,500 | 0 |
| Parimutuel wager tax | 8 0 | 0 | 0 | 0 | 0 | 0 | 0 | 0 | 0 | 0 |
| Gaming wager tax | 9 0 | 0 | 0 | 0 | 0 | 0 | 0 | 0 | 0 | 0 |
| Mobile Home Taxes | 10 0 | 0 | 0 | 0 | 0 | 0 | 0 | 0 | 0 | 0 |
| Hotel/Motel Taxes | 11 0 | 0 | 0 | 0 | 0 | 0 | 0 | 0 | 0 | 0 |
| Other Local Option Taxes | 12 0 | 47,000 | 0 | 0 | 0 | 0 | 0 | 47,000 | 45,000 | 45,576 |
| Subtotal - Other City Taxes (lines 6 thru 12) | 13 4,059 | 47,000 | 0 | 0 | 0 | 0 | 0 | 51,059 | 48,500 | 45,576 |
| Licenses & Permits | 14 1,675 | 0 | 0 | 0 | 0 | 0 | 0 | 1,675 | 1,675 | 2,455 |
| Use of Money & Property | 15 8,700 | 0 | 0 | 0 | 0 | 0 | 0 | 8,700 | 8,700 | 17,467 |
| Intergovernmental: | | | | | | | | | | |
| Federal Grants & Reimbursements | 16 0 | 0 | 0 | 0 | 0 | 0 | 0 | 0 | 0 | 0 |
| Road Use Taxes | 17 38,000 | 0 | 0 | 0 | 0 | 0 | 0 | 38,000 | 36,000 | 34,795 |
| Other State Grants & Reimbursements | 18 0 | 0 | 0 | 0 | 0 | 0 | 0 | 0 | 1,000 | 5,948 |
| Local Grants & Reimbursements | 19 0 | 0 | 0 | 0 | 0 | 0 | 0 | 0 | 0 | 0 |
| Subtotal - Intergovernmental (lines 16 thru 19) | 20 0 | 38,000 | 0 | 0 | 0 | 0 | 0 | 38,000 | 37,000 | 40,743 |
| Charges for Fees & Service: | | | | | | | | | | |
| Water Utility | 21 0 | 0 | 0 | 0 | 0 | 0 | 0 | 104,050 | 0 | 74,026 |
| Sewer Utility | 22 0 | 0 | 0 | 0 | 0 | 0 | 0 | 60,700 | 0 | 58,337 |
| Electric Utility | 23 0 | 0 | 0 | 0 | 0 | 0 | 0 | 0 | 0 | 0 |
| Gas Utility | 24 0 | 0 | 0 | 0 | 0 | 0 | 0 | 0 | 0 | 0 |
| Parking | 25 0 | 0 | 0 | 0 | 0 | 0 | 0 | 0 | 0 | 0 |
| Airport | 26 0 | 0 | 0 | 0 | 0 | 0 | 0 | 0 | 0 | 0 |
| Landfill/Garbage | 27 23,180 | 0 | 0 | 0 | 0 | 0 | 0 | 23,180 | 23,150 | 19,490 |
| Hospital | 28 0 | 0 | 0 | 0 | 0 | 0 | 0 | 0 | 0 | 0 |
| Transit | 29 0 | 0 | 0 | 0 | 0 | 0 | 0 | 0 | 0 | 0 |
| Cable TV, Internet & Telephone | 30 0 | 0 | 0 | 0 | 0 | 0 | 0 | 0 | 0 | 0 |
| Housing Authority | 31 0 | 0 | 0 | 0 | 0 | 0 | 0 | 0 | 0 | 0 |
| Storm Water Utility | 32 0 | 0 | 0 | 0 | 0 | 0 | 0 | 0 | 0 | 0 |
| Other Fees & Charges for Service | 33 1,000 | 0 | 0 | 0 | 0 | 0 | 0 | 1,000 | 3,900 | 350 |
| Subtotal - Charges for Service (lines 21 thru 33) | 34 24,180 | 0 | 0 | 0 | 0 | 0 | 0 | 164,750 | 27,050 | 152,203 |
| Special Assessments | 35 0 | 0 | 0 | 0 | 0 | 0 | 0 | 0 | 0 | 0 |
| Miscellaneous | 36 7,000 | 0 | 0 | 0 | 0 | 0 | 0 | 7,000 | 7,000 | 13,084 |
| Other Financing Sources: | | | | | | | | | | |
| Regular Operating Transfers In | 37 0 | 0 | 0 | 0 | 0 | 0 | 0 | 0 | 55,000 | 128,601 |
| Internal TIF Loan Transfers In | 38 0 | 0 | 0 | 35,000 | 0 | 0 | 0 | 35,000 | 35,000 | 30,205 |
| Subtotal ALL Operating Transfers In | 39 0 | 0 | 0 | 35,000 | 0 | 0 | 0 | 35,000 | 90,000 | 158,806 |
| Proceeds of Debt (Excluding TIF Internal Borrowing) | 40 0 | 0 | 0 | 0 | 0 | 0 | 0 | 0 | 0 | 0 |
| Proceeds of Capital Asset Sales | 41 200,000 | 0 | 0 | 0 | 0 | 0 | 0 | 200,000 | 0 | 28,375 |
| Subtotal-Other Financing Sources (lines 38 thru 40) | 42 200,000 | 0 | 0 | 35,000 | 0 | 0 | 0 | 235,000 | 90,000 | 187,181 |
| Total Revenues except for beginning fund balance (lines 3, 4, 5, 13, 14, 15, 20, 34, 35, 36, & 41) | 43 377,405 | 85,000 | 90,000 | 35,000 | 0 | 0 | 0 | 752,155 | 420,107 | 657,451 |
| Beginning Fund Balance July 1 | 44 92,484 | 29,781 | 228,751 | 20,278 | 0 | 0 | 0 | 591,648 | 819,687 | 688,668 |
| TOTAL REVENUES & BEGIN BALANCE (lines 42+43) | 45 469,889 | 114,781 | 318,751 | 55,278 | 0 | 0 | 0 | 1,343,803 | 1,239,794 | 1,346,119 |

ADOPTED BUDGET SUMMARY

City Name: LUXEMBURG
Fiscal Year July 1, 2026 - June 30, 2027

| | GENERAL | SPECIAL REVENUES | TIF SPECIAL REVENUES | DEBT SERVICE | CAPITAL PROJECTS | PERMANENT | PROPRIETARY | BUDGET 2027 | RE-ESTIMATED 2026 | ACTUAL 2025 |
|---|---------|------------------|----------------------|--------------|------------------|-----------|-------------|-------------|-------------------|-------------|
| Revenues & Other Financing Sources | | | | | | | | | | |
| Taxes Levied on Property | 131,791 | 0 | 0 | 0 | 0 | 0 | 0 | 131,791 | 110,182 | 108,480 |
| Less: Uncollected Property Taxes-Levy Year | 0 | 0 | 0 | 0 | 0 | 0 | 0 | 0 | 0 | 0 |
| Net Current Property Taxes | 131,791 | 0 | 0 | 0 | 0 | 0 | 0 | 131,791 | 110,182 | 108,480 |
| Delinquent Property Taxes | 0 | 0 | 0 | 0 | 0 | 0 | 0 | 0 | 0 | 0 |
| TIF Revenues | 0 | 90,000 | 0 | 0 | 0 | 0 | 0 | 90,000 | 90,000 | 90,262 |
| Other City Taxes | 4,059 | 47,000 | 0 | 0 | 0 | 0 | 0 | 51,059 | 48,500 | 45,576 |
| Licenses & Permits | 1,675 | 0 | 0 | 0 | 0 | 0 | 0 | 1,675 | 1,675 | 2,455 |
| Use of Money and Property | 8,700 | 0 | 0 | 0 | 0 | 0 | 0 | 8,700 | 8,700 | 17,467 |
| Intergovernmental | 0 | 38,000 | 0 | 0 | 0 | 0 | 0 | 38,000 | 37,000 | 40,743 |
| Charges for Fees & Service | 24,180 | 0 | 0 | 0 | 0 | 0 | 164,750 | 188,930 | 27,050 | 152,203 |
| Special Assessments | 0 | 0 | 0 | 0 | 0 | 0 | 0 | 0 | 0 | 0 |
| Miscellaneous | 7,000 | 0 | 0 | 0 | 0 | 0 | 0 | 7,000 | 7,000 | 13,084 |
| Sub-Total Revenues | 177,405 | 85,000 | 90,000 | 0 | 0 | 0 | 164,750 | 517,155 | 330,107 | 470,270 |
| Other Financing Sources: | | | | | | | | | | |
| Total Transfers In | 0 | 0 | 0 | 35,000 | 0 | 0 | 0 | 35,000 | 90,000 | 158,806 |
| Proceeds of Debt | 0 | 0 | 0 | 0 | 0 | 0 | 0 | 0 | 0 | 0 |
| Proceeds of Capital Asset Sales | 200,000 | 0 | 0 | 0 | 0 | 0 | 0 | 200,000 | 0 | 28,375 |
| Total Revenues and Other Sources | 377,405 | 85,000 | 90,000 | 35,000 | 0 | 0 | 164,750 | 752,155 | 420,107 | 657,451 |
| Expenditures & Other Financing Uses | | | | | | | | | | |
| Public Safety | 7,300 | 0 | 0 | 0 | 0 | 0 | 0 | 7,300 | 0 | 103 |
| Public Works | 88,000 | 75,750 | 0 | 0 | 0 | 0 | 0 | 163,750 | 82,750 | 41,424 |
| Health and Social Services | 0 | 0 | 0 | 0 | 0 | 0 | 0 | 0 | 0 | 0 |
| Culture and Recreation | 54,500 | 0 | 0 | 0 | 0 | 0 | 0 | 54,500 | 75,300 | 15,696 |
| Community and Economic Development | 20,500 | 0 | 0 | 0 | 0 | 0 | 0 | 20,500 | 18,500 | 9,992 |
| General Government | 115,800 | 0 | 0 | 0 | 0 | 0 | 0 | 115,800 | 107,350 | 71,071 |
| Debt Service | 0 | 0 | 0 | 35,000 | 0 | 0 | 0 | 35,000 | 35,000 | 30,205 |
| Capital Projects | 0 | 0 | 0 | 0 | 0 | 0 | 0 | 0 | 0 | 0 |
| Total Government Activities Expenditures | 286,100 | 75,750 | 0 | 35,000 | 0 | 0 | 0 | 396,850 | 318,900 | 168,491 |
| Business Type Proprietary: Enterprise & ISF | 0 | 0 | 0 | 0 | 0 | 0 | 257,050 | 257,050 | 239,246 | 199,135 |
| Total Gov & Bus Type Expenditures | 286,100 | 75,750 | 0 | 35,000 | 0 | 0 | 257,050 | 653,900 | 558,146 | 367,626 |
| Total Transfers Out | 0 | 0 | 35,000 | 0 | 0 | 0 | 0 | 35,000 | 90,000 | 158,806 |
| Total ALL Expenditures/Fund Transfers Out | 286,100 | 75,750 | 35,000 | 35,000 | 0 | 0 | 257,050 | 688,900 | 648,146 | 526,432 |
| Excess Revenues & Other Sources Over | | | | | | | | | | |
| (Under) Expenditures/Transfers Out | 91,305 | 9,250 | 55,000 | 0 | 0 | 0 | -92,300 | 63,255 | -228,039 | 131,019 |
| Beginning Fund Balance July 1 | 92,484 | 29,781 | 228,751 | 20,278 | 0 | 0 | 220,354 | 591,648 | 819,687 | 688,668 |
| Ending Fund Balance June 30 | 183,789 | 39,031 | 283,751 | 20,278 | 0 | 0 | 128,054 | 654,903 | 591,648 | 819,687 |

LONG TERM DEBT SCHEDULE - LT DEBT1
GENERAL OBLIGATION BONDS, TIF BONDS, REVENUE BONDS, LOANS, LEASE-PURCHASE PAYMENTS

| Debt Name | Amount of Issue | Type of Debt Obligation | Debt Resolution Number | Principal Due FY | Interest Due FY | Total Obligation Due FY | Bond Reg./Paying Agent Fees Due FY | Reductions due to Refinancing or Prepayment of Certified Debt | Paid from Funds OTHER THAN Current Year Debt Service Taxes | Amount Paid Current Year Debt Service Levy |
|-------------------------------|-----------------|-------------------------|------------------------|------------------|-----------------|-------------------------|------------------------------------|---|--|--|
| 1 WATER REVENUE BOND | 405,000 | NON-GO | 08-2015 | 28,485 | 5,592 | 34,077 | | | 34,077 | 0 |
| 2 SEWER REVENUE BOND | 370,000 | NON-GO | 09-2015 | 26,417 | 4,715 | 31,132 | | | 31,132 | 0 |
| 3 2023 GO BOND COMMERCIAL AVE | 250,000 | GO | 2023-12 | 27,766 | 4,793 | 32,559 | | | 32,559 | 0 |
| 4 | - | - | | | | 0 | | | | 0 |
| 5 | - | - | | | | 0 | | | | 0 |
| 6 | - | - | | | | 0 | | | | 0 |
| 7 | - | - | | | | 0 | | | | 0 |
| 8 | - | - | | | | 0 | | | | 0 |
| 9 | - | - | | | | 0 | | | | 0 |
| 10 | - | - | | | | 0 | | | | 0 |
| 11 | - | - | | | | 0 | | | | 0 |
| 12 | - | - | | | | 0 | | | | 0 |
| 13 | - | - | | | | 0 | | | | 0 |
| 14 | - | - | | | | 0 | | | | 0 |
| 15 | - | - | | | | 0 | | | | 0 |
| 16 | - | - | | | | 0 | | | | 0 |
| 17 | - | - | | | | 0 | | | | 0 |
| 18 | - | - | | | | 0 | | | | 0 |
| 19 | - | - | | | | 0 | | | | 0 |
| 20 | - | - | | | | 0 | | | | 0 |
| 21 | - | - | | | | 0 | | | | 0 |
| 22 | - | - | | | | 0 | | | | 0 |
| 23 | - | - | | | | 0 | | | | 0 |
| 24 | - | - | | | | 0 | | | | 0 |
| 25 | - | - | | | | 0 | | | | 0 |
| 26 | - | - | | | | 0 | | | | 0 |
| 27 | - | - | | | | 0 | | | | 0 |
| 28 | - | - | | | | 0 | | | | 0 |
| 29 | - | - | | | | 0 | | | | 0 |
| 30 | - | - | | | | 0 | | | | 0 |
| TOTALS | | | | 82,668 | 15,100 | 97,768 | 0 | 0 | 97,768 | 0 |

LONG TERM DEBT SCHEDULE - LT DEBT2
 GENERAL OBLIGATION BONDS, TIF BONDS, REVENUE BONDS, LOANS, LEASE-PURCHASE PAYMENTS

| Debt Name | Amount of Issue | Type of Debt Obligation | Debt Resolution Number | Principal Due FY | Interest Due FY | Total Obligation Due FY | Bond Reg./Paying Agent Fees Due FY | Reductions due to Refinancing or Prepayment of Certified Debt | Paid from Funds OTHER THAN Current Year Debt Service Taxes | Amount Paid Current Year Debt Service Levy |
|-----------|-----------------|-------------------------|------------------------|------------------|-----------------|-------------------------|------------------------------------|---|--|--|
| | 31 | - | | | | 0 | | | | 0 |
| | 32 | - | | | | 0 | | | | 0 |
| | 33 | - | | | | 0 | | | | 0 |
| | 34 | - | | | | 0 | | | | 0 |
| | 35 | - | | | | 0 | | | | 0 |
| | 36 | - | | | | 0 | | | | 0 |
| | 37 | - | | | | 0 | | | | 0 |
| | 38 | - | | | | 0 | | | | 0 |
| | 39 | - | | | | 0 | | | | 0 |
| | 40 | - | | | | 0 | | | | 0 |
| | 41 | - | | | | 0 | | | | 0 |
| | 42 | - | | | | 0 | | | | 0 |
| | 43 | - | | | | 0 | | | | 0 |
| | 44 | - | | | | 0 | | | | 0 |
| | 45 | - | | | | 0 | | | | 0 |
| | 46 | - | | | | 0 | | | | 0 |
| | 47 | - | | | | 0 | | | | 0 |
| | 48 | - | | | | 0 | | | | 0 |
| | 49 | - | | | | 0 | | | | 0 |
| | 50 | - | | | | 0 | | | | 0 |
| | 51 | - | | | | 0 | | | | 0 |
| | 52 | - | | | | 0 | | | | 0 |
| | 53 | - | | | | 0 | | | | 0 |
| | 54 | - | | | | 0 | | | | 0 |
| | 55 | - | | | | 0 | | | | 0 |
| | 56 | - | | | | 0 | | | | 0 |
| | 57 | - | | | | 0 | | | | 0 |
| | 58 | - | | | | 0 | | | | 0 |
| | 59 | - | | | | 0 | | | | 0 |
| | 60 | - | | | | 0 | | | | 0 |
| TOTALS | | | | 82,668 | 15,100 | 97,768 | 0 | 0 | 97,768 | 0 |

LONG TERM DEBT SCHEDULE - LT DEBT3

GENERAL OBLIGATION BONDS, TIF BONDS, REVENUE BONDS, LOANS, LEASE-PURCHASE PAYMENTS

| Debt Name | Amount of Issue | Type of Debt Obligation | Debt Resolution Number | Principal Due FY | Interest Due FY | Total Obligation Due FY | Bond Reg./Paying Agent Fees Due FY | Reductions due to Refinancing or Prepayment of Certified Debt | Paid from Funds OTHER THAN Current Year Debt Service Taxes | Amount Paid Current Year Debt Service Levy |
|-----------|-----------------|-------------------------|------------------------|------------------|-----------------|-------------------------|------------------------------------|---|--|--|
| | 61 | - | | | | 0 | | | | 0 |
| | 62 | - | | | | 0 | | | | 0 |
| | 63 | - | | | | 0 | | | | 0 |
| | 64 | - | | | | 0 | | | | 0 |
| | 65 | - | | | | 0 | | | | 0 |
| | 66 | - | | | | 0 | | | | 0 |
| | 67 | - | | | | 0 | | | | 0 |
| | 68 | - | | | | 0 | | | | 0 |
| | 69 | - | | | | 0 | | | | 0 |
| | 70 | - | | | | 0 | | | | 0 |
| | 71 | - | | | | 0 | | | | 0 |
| | 72 | - | | | | 0 | | | | 0 |
| | 73 | - | | | | 0 | | | | 0 |
| | 74 | - | | | | 0 | | | | 0 |
| | 75 | - | | | | 0 | | | | 0 |
| | 76 | - | | | | 0 | | | | 0 |
| | 77 | - | | | | 0 | | | | 0 |
| | 78 | - | | | | 0 | | | | 0 |
| | 79 | - | | | | 0 | | | | 0 |
| | 80 | - | | | | 0 | | | | 0 |
| | 81 | - | | | | 0 | | | | 0 |
| | 82 | - | | | | 0 | | | | 0 |
| | 83 | - | | | | 0 | | | | 0 |
| | 84 | - | | | | 0 | | | | 0 |
| | 85 | - | | | | 0 | | | | 0 |
| | 86 | - | | | | 0 | | | | 0 |
| | 87 | - | | | | 0 | | | | 0 |
| | 88 | - | | | | 0 | | | | 0 |
| | 89 | - | | | | 0 | | | | 0 |
| | 90 | - | | | | 0 | | | | 0 |
| TOTALS | | | | 82,668 | 15,100 | 97,768 | 0 | 0 | 97,768 | 0 |

LONG TERM DEBT SCHEDULE - LT DEBT4

GENERAL OBLIGATION BONDS, TIF BONDS, REVENUE BONDS, LOANS, LEASE-PURCHASE PAYMENTS

| Debt Name | Amount of Issue | Type of Debt Obligation | Debt Resolution Number | Principal Due FY | Interest Due FY | Total Obligation Due FY | Bond Reg./Paying Agent Fees Due FY | Reductions due to Refinancing or Prepayment of Certified Debt | Paid from Funds OTHER THAN Current Year Debt Service Taxes | Amount Paid Current Year Debt Service Levy |
|-----------|-----------------|-------------------------|------------------------|------------------|-----------------|-------------------------|------------------------------------|---|--|--|
| | 91 | - | | | | 0 | | | | 0 |
| | 92 | - | | | | 0 | | | | 0 |
| | 93 | - | | | | 0 | | | | 0 |
| | 94 | - | | | | 0 | | | | 0 |
| | 95 | - | | | | 0 | | | | 0 |
| | 96 | - | | | | 0 | | | | 0 |
| | 97 | - | | | | 0 | | | | 0 |
| | 98 | - | | | | 0 | | | | 0 |
| | 99 | - | | | | 0 | | | | 0 |
| | 100 | - | | | | 0 | | | | 0 |
| | 101 | - | | | | 0 | | | | 0 |
| | 102 | - | | | | 0 | | | | 0 |
| | 103 | - | | | | 0 | | | | 0 |
| | 104 | - | | | | 0 | | | | 0 |
| | 105 | - | | | | 0 | | | | 0 |
| | 106 | - | | | | 0 | | | | 0 |
| | 107 | - | | | | 0 | | | | 0 |
| | 108 | - | | | | 0 | | | | 0 |
| | 109 | - | | | | 0 | | | | 0 |
| | 110 | - | | | | 0 | | | | 0 |
| | 111 | - | | | | 0 | | | | 0 |
| | 112 | - | | | | 0 | | | | 0 |
| | 113 | - | | | | 0 | | | | 0 |
| | 114 | - | | | | 0 | | | | 0 |
| | 115 | - | | | | 0 | | | | 0 |
| | 116 | - | | | | 0 | | | | 0 |
| | 117 | - | | | | 0 | | | | 0 |
| | 118 | - | | | | 0 | | | | 0 |
| | 119 | - | | | | 0 | | | | 0 |
| | 120 | - | | | | 0 | | | | 0 |
| TOTALS | | | | 82,668 | 15,100 | 97,768 | 0 | 0 | 97,768 | 0 |

LONG TERM DEBT SCHEDULE - LT DEBTS

GENERAL OBLIGATION BONDS, TIF BONDS, REVENUE BONDS, LOANS, LEASE-PURCHASE PAYMENTS

| Debt Name | Amount of Issue | Type of Debt Obligation | Debt Resolution Number | Principal Due FY | Interest Due FY | Total Obligation Due FY | Bond Reg./Paying Agent Fees Due FY | Reductions due to Refinancing or Prepayment of Certified Debt | Paid from Funds OTHER THAN Current Year Debt Service Taxes | Amount Paid Current Year Debt Service Levy |
|-----------|-----------------|-------------------------|------------------------|------------------|-----------------|-------------------------|------------------------------------|---|--|--|
| | 121 | - | | | | 0 | | | | 0 |
| | 122 | - | | | | 0 | | | | 0 |
| | 123 | - | | | | 0 | | | | 0 |
| | 124 | - | | | | 0 | | | | 0 |
| | 125 | - | | | | 0 | | | | 0 |
| | 126 | - | | | | 0 | | | | 0 |
| | 127 | - | | | | 0 | | | | 0 |
| | 128 | - | | | | 0 | | | | 0 |
| | 129 | - | | | | 0 | | | | 0 |
| | 130 | - | | | | 0 | | | | 0 |
| | 131 | - | | | | 0 | | | | 0 |
| | 132 | - | | | | 0 | | | | 0 |
| | 133 | - | | | | 0 | | | | 0 |
| | 134 | - | | | | 0 | | | | 0 |
| | 135 | - | | | | 0 | | | | 0 |
| | 136 | - | | | | 0 | | | | 0 |
| | 137 | - | | | | 0 | | | | 0 |
| | 138 | - | | | | 0 | | | | 0 |
| | 139 | - | | | | 0 | | | | 0 |
| | 140 | - | | | | 0 | | | | 0 |
| | 141 | - | | | | 0 | | | | 0 |
| | 142 | - | | | | 0 | | | | 0 |
| | 143 | - | | | | 0 | | | | 0 |
| | 144 | - | | | | 0 | | | | 0 |
| | 145 | - | | | | 0 | | | | 0 |
| | 146 | - | | | | 0 | | | | 0 |
| | 147 | - | | | | 0 | | | | 0 |
| | 148 | - | | | | 0 | | | | 0 |
| | 149 | - | | | | 0 | | | | 0 |
| | 150 | - | | | | 0 | | | | 0 |
| TOTALS | | | | 82,668 | 15,100 | 97,768 | 0 | 0 | 97,768 | 0 |

LONG TERM DEBT SCHEDULE - LT DEBT6

GENERAL OBLIGATION BONDS, TIF BONDS, REVENUE BONDS, LOANS, LEASE-PURCHASE PAYMENTS

| Debt Name | Amount of Issue | Type of Debt Obligation | Debt Resolution Number | Principal Due FY | Interest Due FY | Total Obligation Due FY | Bond Reg./Paying Agent Fees Due FY | Reductions due to Refinancing or Prepayment of Certified Debt | Paid from Funds OTHER THAN Current Year Debt Service Taxes | Amount Paid Current Year Debt Service Levy |
|-----------|-----------------|-------------------------|------------------------|------------------|-----------------|-------------------------|------------------------------------|---|--|--|
| | 151 | - | | | | 0 | | | | 0 |
| | 152 | - | | | | 0 | | | | 0 |
| | 153 | - | | | | 0 | | | | 0 |
| | 154 | - | | | | 0 | | | | 0 |
| | 155 | - | | | | 0 | | | | 0 |
| | 156 | - | | | | 0 | | | | 0 |
| | 157 | - | | | | 0 | | | | 0 |
| | 158 | - | | | | 0 | | | | 0 |
| | 159 | - | | | | 0 | | | | 0 |
| | 160 | - | | | | 0 | | | | 0 |
| | 161 | - | | | | 0 | | | | 0 |
| | 162 | - | | | | 0 | | | | 0 |
| | 163 | - | | | | 0 | | | | 0 |
| | 164 | - | | | | 0 | | | | 0 |
| | 165 | - | | | | 0 | | | | 0 |
| | 166 | - | | | | 0 | | | | 0 |
| | 167 | - | | | | 0 | | | | 0 |
| | 168 | - | | | | 0 | | | | 0 |
| | 169 | - | | | | 0 | | | | 0 |
| | 170 | - | | | | 0 | | | | 0 |
| | 171 | - | | | | 0 | | | | 0 |
| | 172 | - | | | | 0 | | | | 0 |
| | 173 | - | | | | 0 | | | | 0 |
| | 174 | - | | | | 0 | | | | 0 |
| | 175 | - | | | | 0 | | | | 0 |
| | 176 | - | | | | 0 | | | | 0 |
| | 177 | - | | | | 0 | | | | 0 |
| | 178 | - | | | | 0 | | | | 0 |
| | 179 | - | | | | 0 | | | | 0 |
| | 180 | - | | | | 0 | | | | 0 |
| TOTALS | | | | 82,668 | 15,100 | 97,768 | 0 | 0 | 97,768 | 0 |

LONG TERM DEBT SCHEDULE - LT DEBT7

GENERAL OBLIGATION BONDS, TIF BONDS, REVENUE BONDS, LOANS, LEASE-PURCHASE PAYMENTS

| Debt Name | Amount of Issue | Type of Debt Obligation | Debt Resolution Number | Principal Due FY | Interest Due FY | Total Obligation Due FY | Bond Reg./Paying Agent Fees Due FY | Reductions due to Refinancing or Prepayment of Certified Debt | Paid from Funds OTHER THAN Current Year Debt Service Taxes | Amount Paid Current Year Debt Service Levy |
|-----------|-----------------|-------------------------|------------------------|------------------|-----------------|-------------------------|------------------------------------|---|--|--|
| | 181 | - | | | | 0 | | | | 0 |
| | 182 | - | | | | 0 | | | | 0 |
| | 183 | - | | | | 0 | | | | 0 |
| | 184 | - | | | | 0 | | | | 0 |
| | 185 | - | | | | 0 | | | | 0 |
| | 186 | - | | | | 0 | | | | 0 |
| | 187 | - | | | | 0 | | | | 0 |
| | 188 | - | | | | 0 | | | | 0 |
| | 189 | - | | | | 0 | | | | 0 |
| | 190 | - | | | | 0 | | | | 0 |
| | 191 | - | | | | 0 | | | | 0 |
| | 192 | - | | | | 0 | | | | 0 |
| | 193 | - | | | | 0 | | | | 0 |
| | 194 | - | | | | 0 | | | | 0 |
| | 195 | - | | | | 0 | | | | 0 |
| | 196 | - | | | | 0 | | | | 0 |
| | 197 | - | | | | 0 | | | | 0 |
| | 198 | - | | | | 0 | | | | 0 |
| | 199 | - | | | | 0 | | | | 0 |
| | 200 | - | | | | 0 | | | | 0 |
| | 201 | - | | | | 0 | | | | 0 |
| | 202 | - | | | | 0 | | | | 0 |
| | 203 | - | | | | 0 | | | | 0 |
| | 204 | - | | | | 0 | | | | 0 |
| | 205 | - | | | | 0 | | | | 0 |
| | 206 | - | | | | 0 | | | | 0 |
| | 207 | - | | | | 0 | | | | 0 |
| | 208 | - | | | | 0 | | | | 0 |
| | 209 | - | | | | 0 | | | | 0 |
| | 210 | - | | | | 0 | | | | 0 |
| TOTALS | | | | 82,668 | 15,100 | 97,768 | 0 | 0 | 97,768 | 0 |

LONG TERM DEBT SCHEDULE - GRAND TOTALS
GENERAL OBLIGATION BONDS, TIF BONDS, REVENUE BONDS, LOANS, LEASE-PURCHASE PAYMENTS

| | Principal Due FY 2027 | Interest Due FY 2027 | Total Obligation Due FY 2027 | Bond Reg./ Paying Agent Fees Due FY 2027 | Reductions due to Refinancing or Prepayment of Certified Debt | Paid from Sources OTHER THAN Budget Year Debt Service Levy | Amount Paid Budget Year Debt Service Levy |
|-------------------|--------------------------|-------------------------|---------------------------------|---|--|---|--|
| GO - TOTAL | 27,766 | 4,793 | 32,559 | 0 | 0 | 32,559 | 0 |
| NON GO - TOTAL | 54,902 | 10,307 | 65,209 | 0 | 0 | 65,209 | 0 |
| GRAND - TOTAL | 82,668 | 15,100 | 97,768 | 0 | 0 | 97,768 | 0 |

NOTICE OF PUBLIC HEARING -- PROPOSED BUDGET
Fiscal Year July 1, 2026 - June 30, 2027

City of: **LUXEMBURG**

The City Council will conduct a public hearing on the proposed Budget at: (entered upon publish) Meeting Date: (entered upon publish) Meeting Time: (entered upon publish)

At the public hearing any resident or taxpayer may present objections to, or arguments in favor of, any part of the proposed budget. This notice represents a summary of the supporting detail of revenues and expenditures on file with the City Clerk and County Auditor.

City budgets are subject to protest. If protest petition requirements are met, the State Appeal Board will hold a local hearing. For more information, consult <https://dom.iowa.gov/local-budget-appeals>.

| | |
|---|---------|
| The Budget Estimate Summary of proposed receipts and expenditures is shown below. Copies of the the detailed proposed Budget may be obtained or viewed at the offices of the Mayor, City Clerk, and at the Library. | |
| The estimated Total tax levy rate per \$1000 valuation on regular property | 9.58103 |
| The estimated tax levy rate per \$1000 valuation on Agricultural property is | 3.00189 |

At the public hearing, any resident or taxpayer may present objections to, or arguments in favor of, any part of the proposed budget.

Phone Number
(563) 853-4615

City Clerk/Finance Officer's NAME
(entered upon publish)

| | | Budget FY 2027 | Re-estimated FY 2026 | Actual FY 2025 |
|--|----|-------------------|-------------------------|-------------------|
| Revenues & Other Financing Sources | | | | |
| Taxes Levied on Property | 1 | 131,791 | 110,182 | 108,480 |
| Less: Uncollected Property Taxes-Levy Year | 2 | 0 | 0 | 0 |
| Net Current Property Taxes | 3 | 131,791 | 110,182 | 108,480 |
| Delinquent Property Taxes | 4 | 0 | 0 | 0 |
| TIF Revenues | 5 | 90,000 | 90,000 | 90,262 |
| Other City Taxes | 6 | 51,059 | 48,500 | 45,576 |
| Licenses & Permits | 7 | 1,675 | 1,675 | 2,455 |
| Use of Money and Property | 8 | 8,700 | 8,700 | 17,467 |
| Intergovernmental | 9 | 38,000 | 37,000 | 40,743 |
| Charges for Fees & Service | 10 | 188,930 | 27,050 | 152,203 |
| Special Assessments | 11 | 0 | 0 | 0 |
| Miscellaneous | 12 | 7,000 | 7,000 | 13,084 |
| Other Financing Sources | 13 | 200,000 | 0 | 28,375 |
| Transfers In | 14 | 35,000 | 90,000 | 158,806 |
| Total Revenues and Other Sources | 15 | 752,155 | 420,107 | 657,451 |
| Expenditures & Other Financing Uses | | | | |
| Public Safety | 16 | 7,300 | 0 | 103 |
| Public Works | 17 | 163,750 | 82,750 | 41,424 |
| Health and Social Services | 18 | 0 | 0 | 0 |
| Culture and Recreation | 19 | 54,500 | 75,300 | 15,696 |
| Community and Economic Development | 20 | 20,500 | 18,500 | 9,992 |
| General Government | 21 | 115,800 | 107,350 | 71,071 |
| Debt Service | 22 | 35,000 | 35,000 | 30,205 |
| Capital Projects | 23 | 0 | 0 | 0 |
| Total Government Activities Expenditures | 24 | 396,850 | 318,900 | 168,491 |
| Business Type / Enterprises | 25 | 257,050 | 239,246 | 199,135 |
| Total ALL Expenditures | 26 | 653,900 | 558,146 | 367,626 |
| Transfers Out | 27 | 35,000 | 90,000 | 158,806 |
| Total ALL Expenditures/Transfers Out | 28 | 688,900 | 648,146 | 526,432 |
| Excess Revenues & Other Sources Over (Under) Expenditures/Transfers Out | 29 | 63,255 | -228,039 | 131,019 |
| Beginning Fund Balance July 1 | 30 | 591,648 | 819,687 | 688,668 |
| Ending Fund Balance June 30 | 31 | 654,903 | 591,648 | 819,687 |